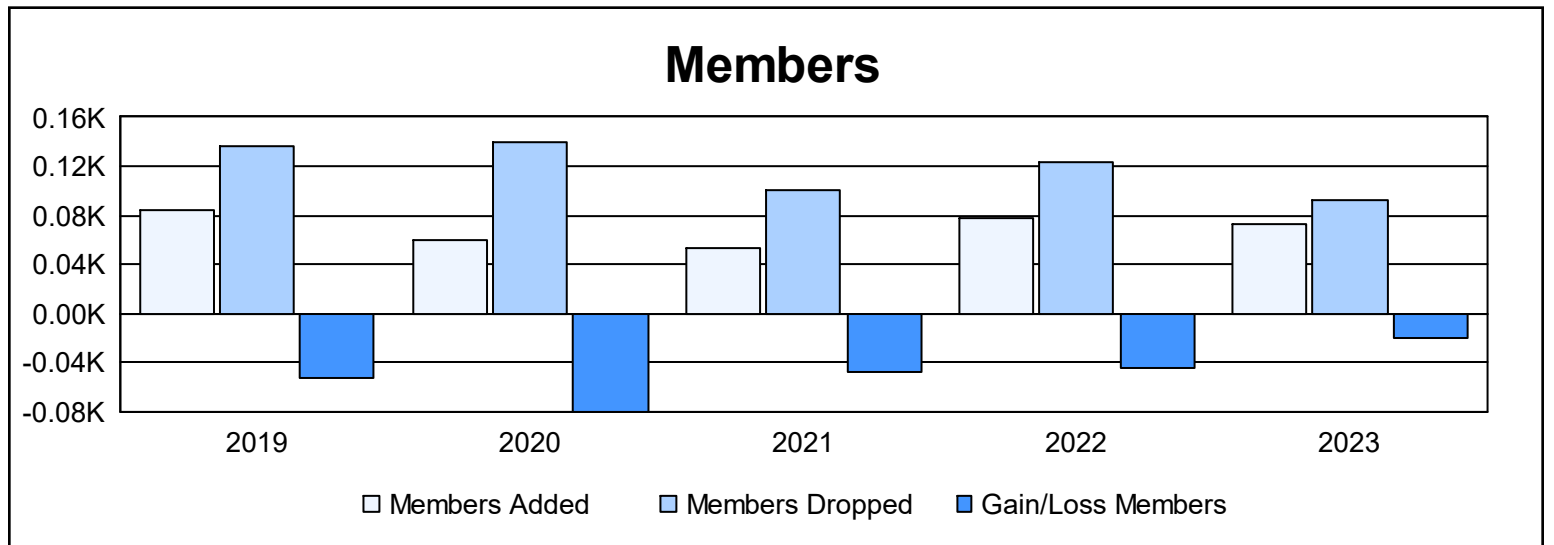
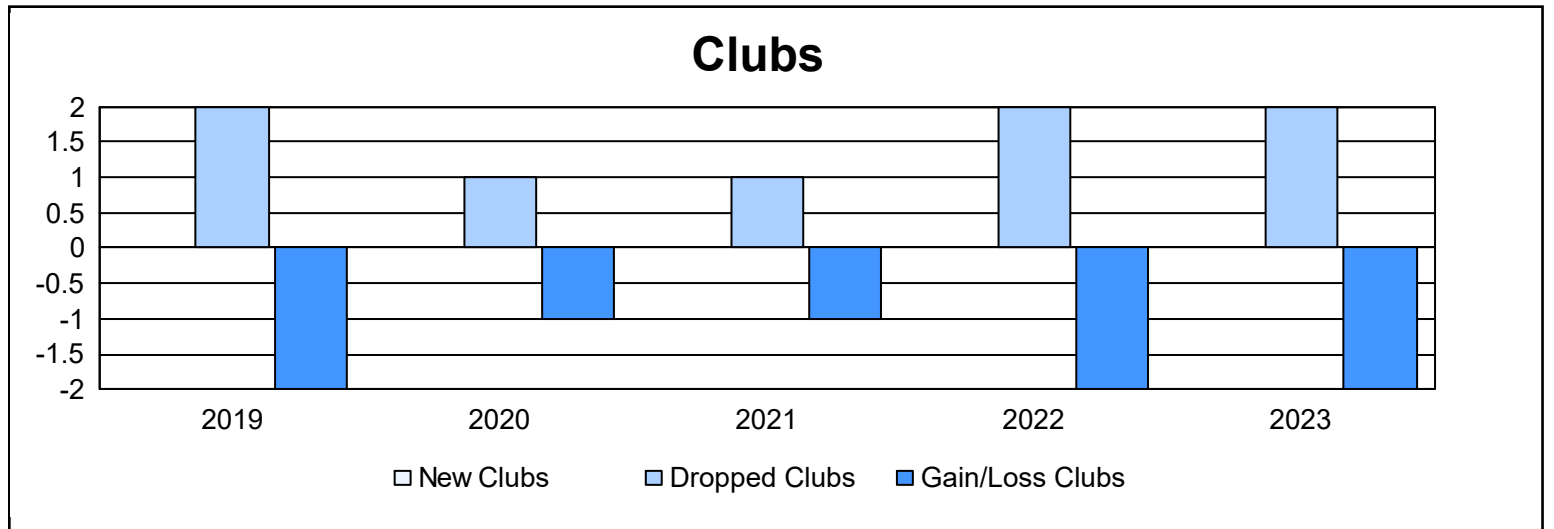
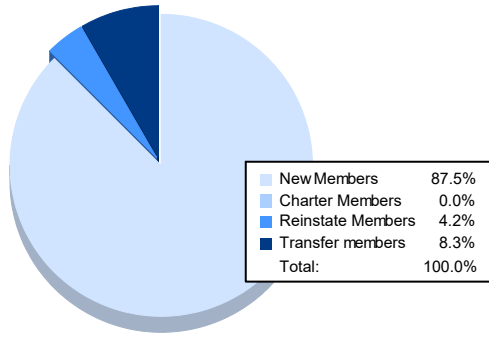


Year	New Clubs	Dropped Clubs	Gain/ Loss Clubs	New Members	Charter Members	Reinstate Members	Transfer Members	Total Member Added	Total Members Dropped	Gain/ Loss Members
2018-2019	0	2	-2	66	0	4	15	85	137	-52
2019-2020	0	1	-1	50	0	4	6	60	140	-80
2020-2021	0	1	-1	51	0	1	2	54	101	-47
2021-2022	0	2	-2	74	0	3	1	78	123	-45
2022-2023	0	2	-2	63	0	3	6	72	92	-20
<b>Average</b>	<b>0</b>	<b>2</b>	<b>-2</b>	<b>61</b>	<b>0</b>	<b>3</b>	<b>6</b>	<b>70</b>	<b>119</b>	<b>-49</b>



### Membership Composition June 2023 Cumulative



### Gender Composition June 2023 Cumulative

